Email Settings

Prayer Campaigns · https://prayer.tools/docs/email-extra-content/

Select your campaign and head over to the "Email Settings" tab.

Each campaign can have different email settings and different extra content.

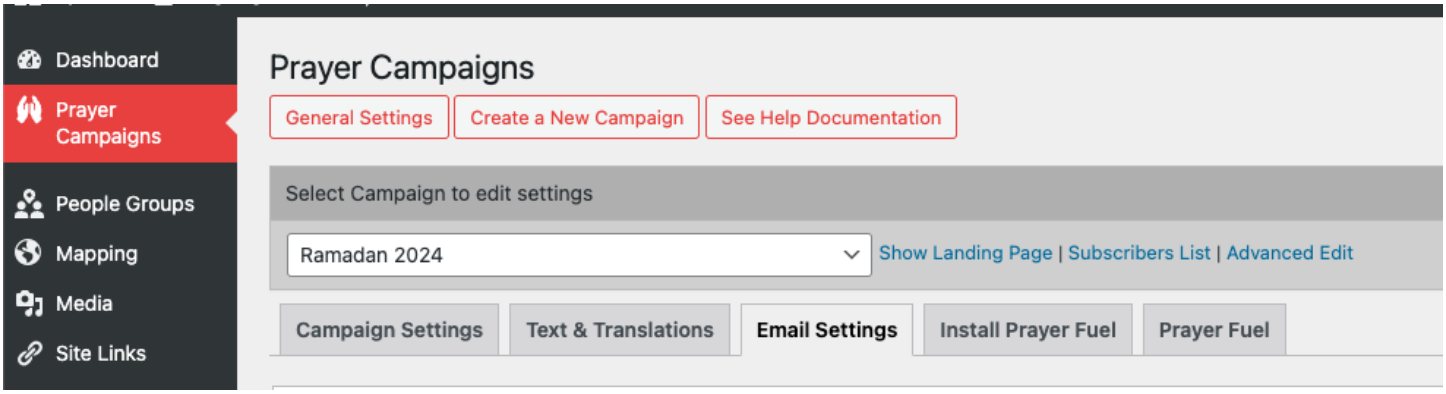

Email sending settings

Here you can customize the email settings like name, address and logo.

This settings affect the emails the prayer warrior receives like the signup and prayer reminder notification emails.

See a list of the emails here.

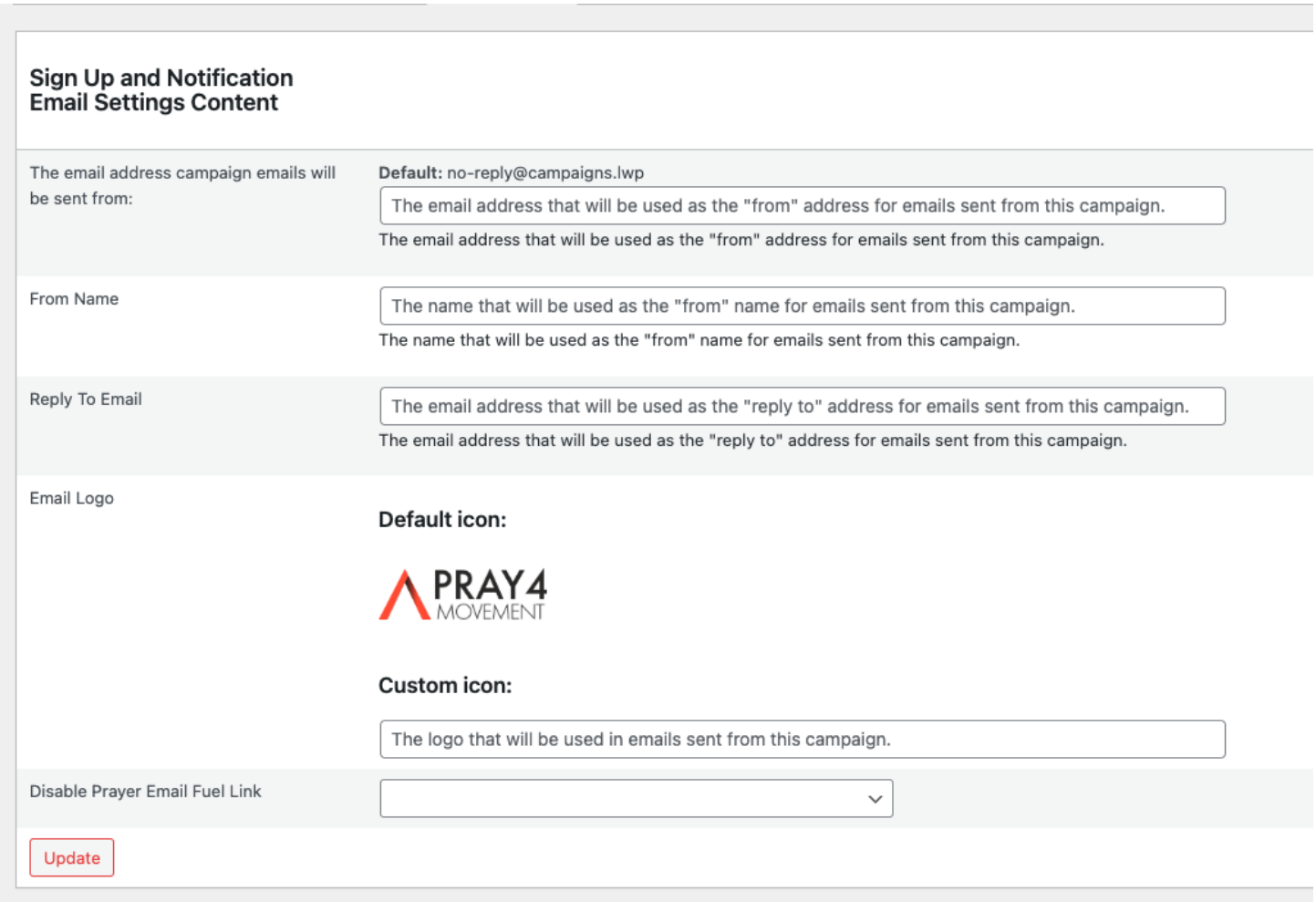

'From' email address

When you send an email, the sender's email address will show whatever is written in this field.

If left empty, emails will show the address:

`no-reply@test.prayer.tools`

'From' email name

When you send an email, the sender's name will show whatever is written in this field.

If left empty, emails will show the name: `Test`

Email Header Logo

And the link to a logo you would like to use instead of the default Prayer.Tools logo.

You can upload a picture to the Media tab on the left and copy the image url from there.

Email Content Text

- Select Campaign to edit the email settings
- Sign Up and Notification Email Settings
- Extra Content Settings

Extra Content Settings

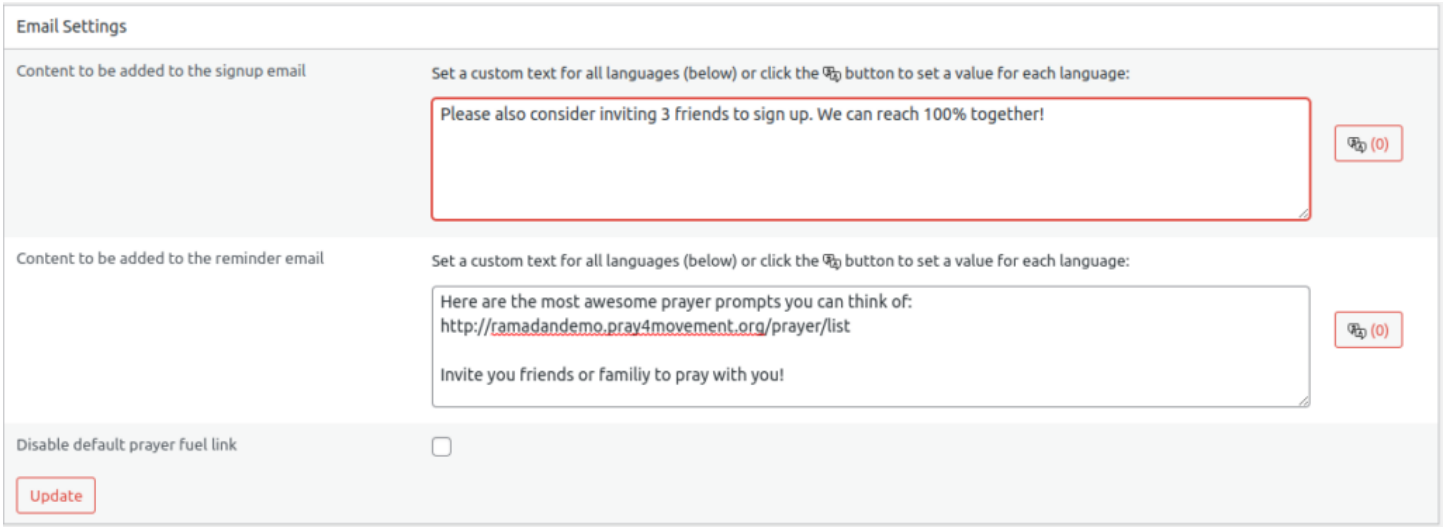

In this section, you can set custom texts for the signup email and the reminder email.

Content to be added to the signup email

When the signup email gets sent, you can add any message you want to it by typing it in this box.

It will be added towards the end of the sign up email:

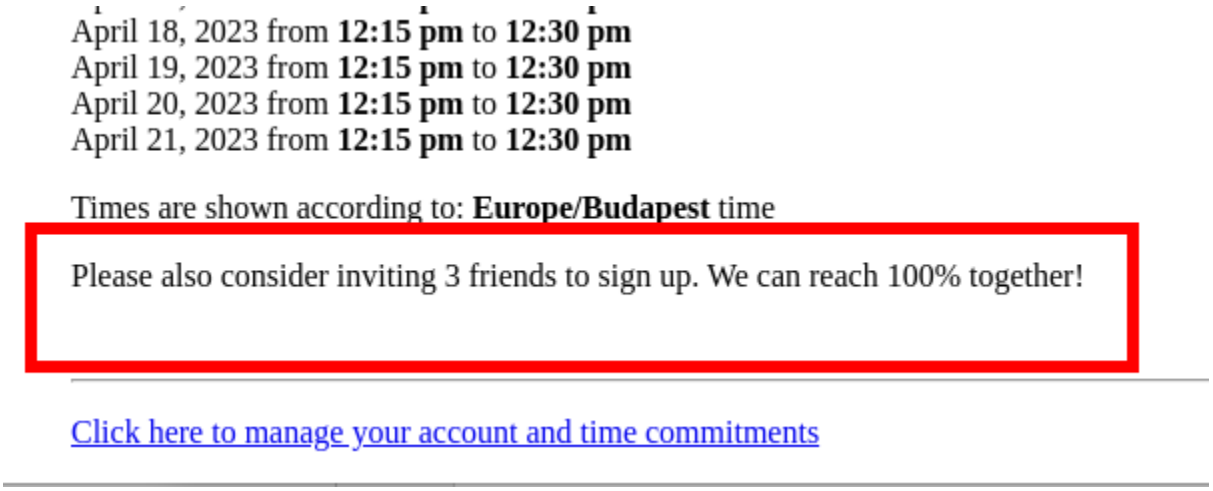
April 18, 2023 from **12:15 pm** to **12:30 pm**
April 19, 2023 from **12:15 pm** to **12:30 pm**
April 20, 2023 from **12:15 pm** to **12:30 pm**
April 21, 2023 from **12:15 pm** to **12:30 pm**

Times are shown according to: **Europe/Budapest** time

Please also consider inviting 3 friends to sign up. We can reach 100% together!

Click here to manage your account and time commitments

Note: URLs pasted in will be changed into links.

Content to be added to the reminder email

When the emails that remind your users to pray get sent, you can add any message you want to it by typing it in this box.

It will be added towards the end of the notification email:

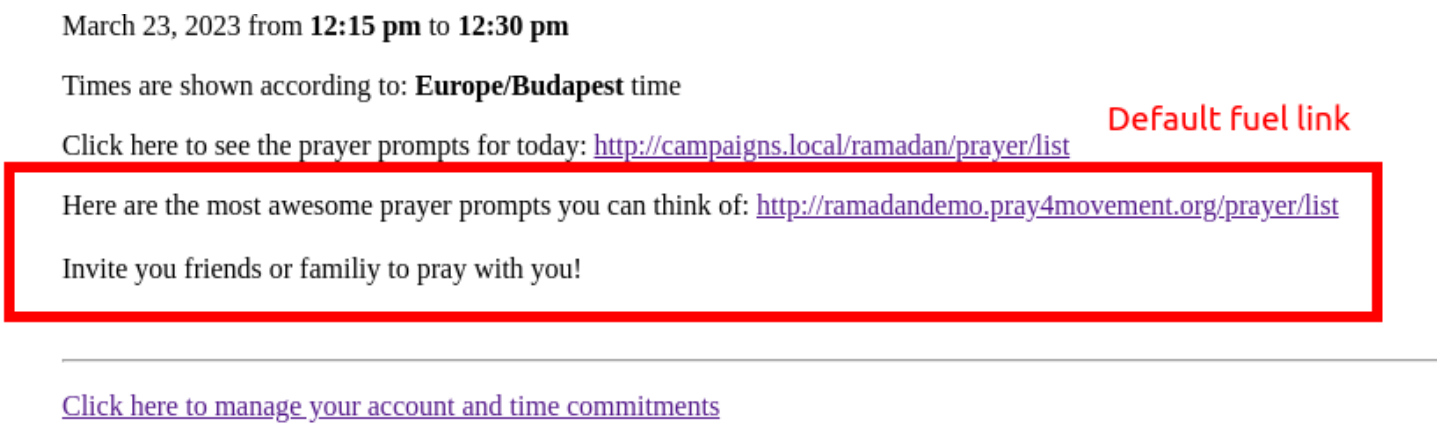
March 23, 2023 from **12:15 pm** to **12:30 pm**

Times are shown according to: **Europe/Budapest** time

Default fuel link

Click here to see the prayer prompts for today: http://campaigns.local/ramadan/prayer/list

Here are the most awesome prayer prompts you can think of: http://ramadandemo.pray4movement.org/prayer/list

Invite you friends or familiy to pray with you!

Click here to manage your account and time commitments

If you wish to disabled the default prayer fuel link, set the setting in the setting above:

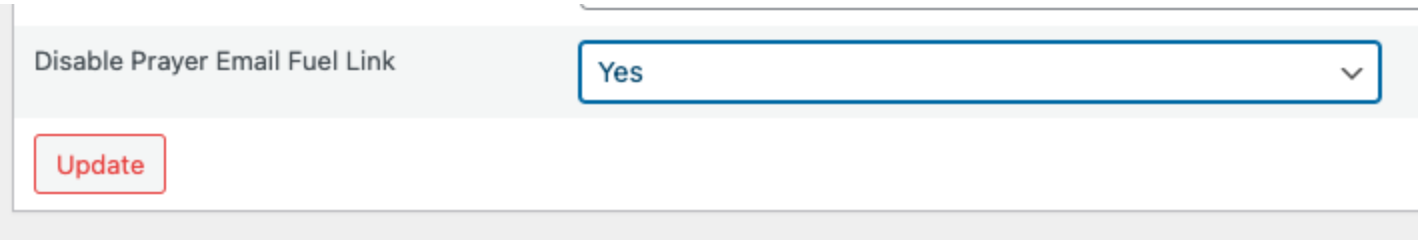

Note: URLs pasted in will be changed into links.

Translations

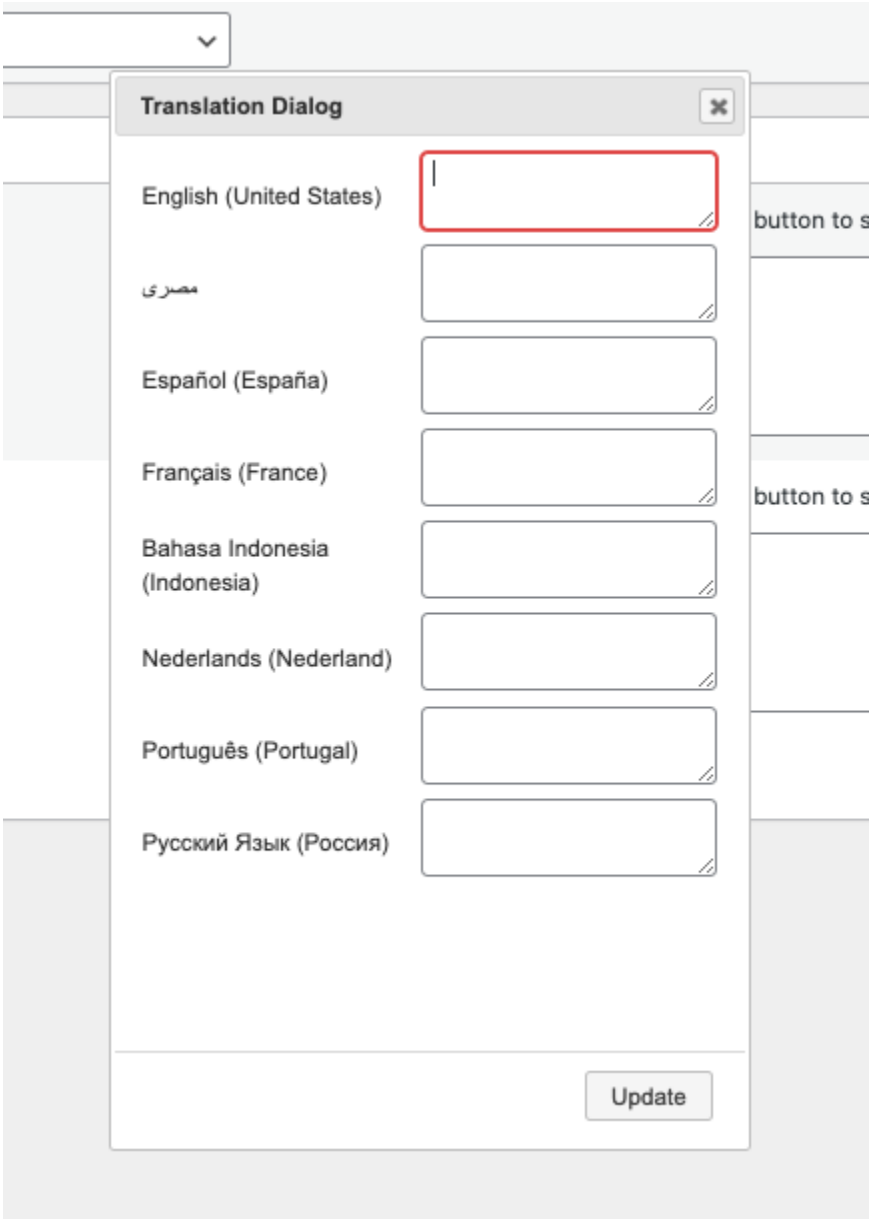

If you have several translations available on your Prayer Campaign, you can customize the additional email texts.

Just click the translation icon next to the box you want to translate and write the translated text for the relevant languages.

You can always add or edit the languages that appear in this dialog box from the Language Settings section in the Landing Page Settings page.