General Settings

Prayer Campaigns · https://prayer.tools/docs/general-settings/

Log in to the WP Admin setting and click the "Prayer Campaigns" menu tab. Or scroll down to the bottom of your landing page, click "Campaign Settings" and then click "General Settings".

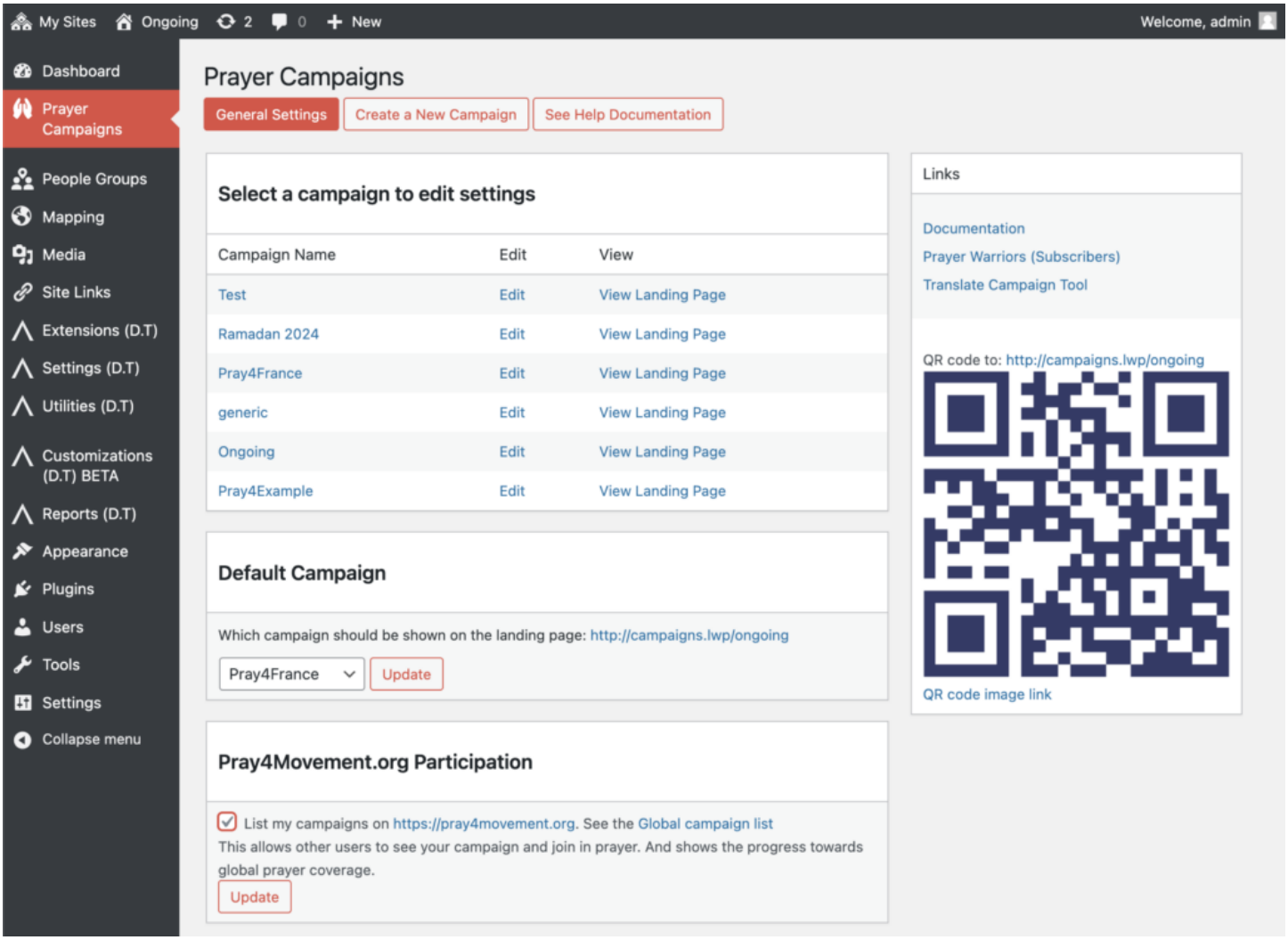

There are 4 sections in the general settings screen:

- Select a campaign to edit settings
- Default Campaign
- Prayer.Tools Participation
- Create a New Campaign

Select a campaign to edit settings

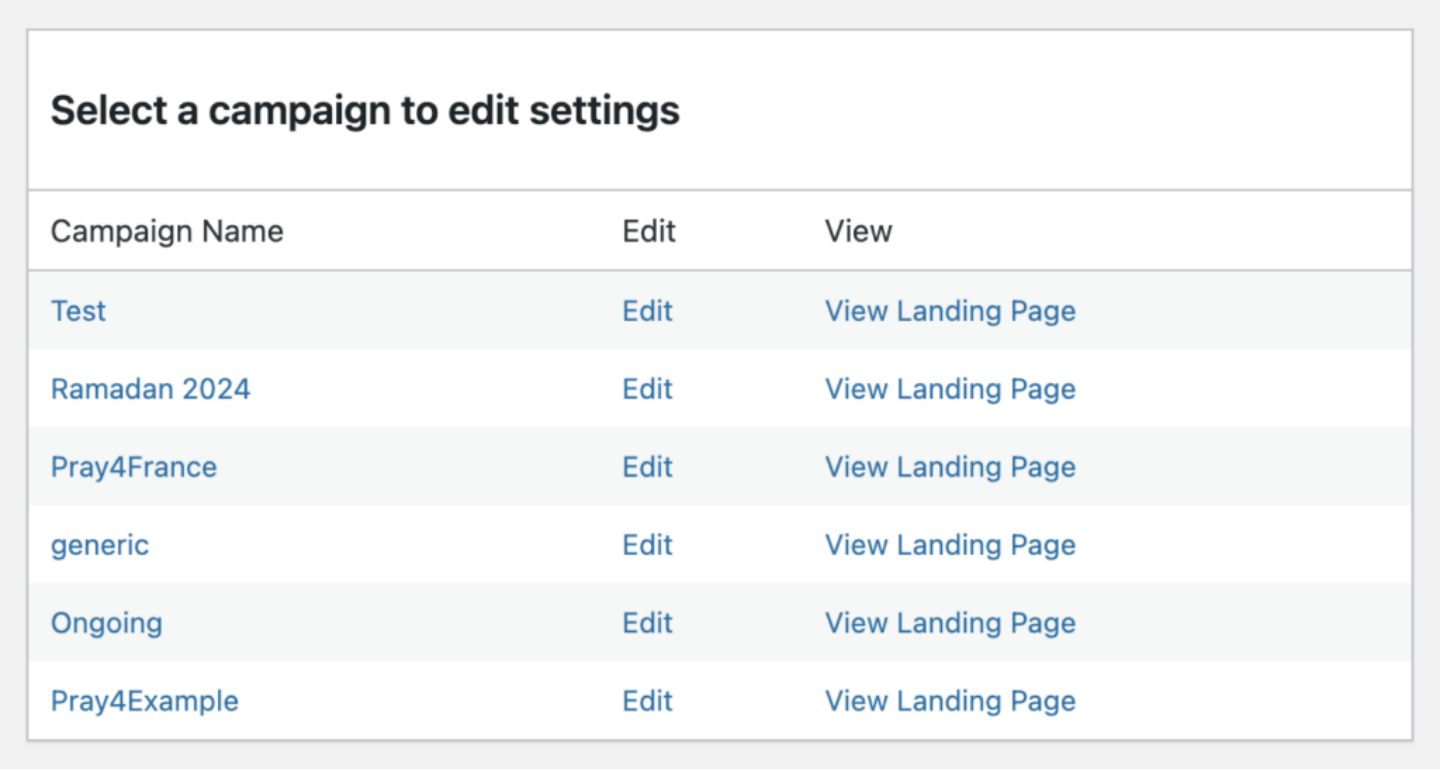

See the list of your created campaigns. Click on any of them to edit the the campaign. You'll be able too

- Change the campaign name
- Change campaign settings like start and end date
- Change the landing page text and translations
- Change landing page settings like colors, images and links

- Add campaign prayer fuel

Click "View Landing Page" to access each campaigns url.

Default Campaign

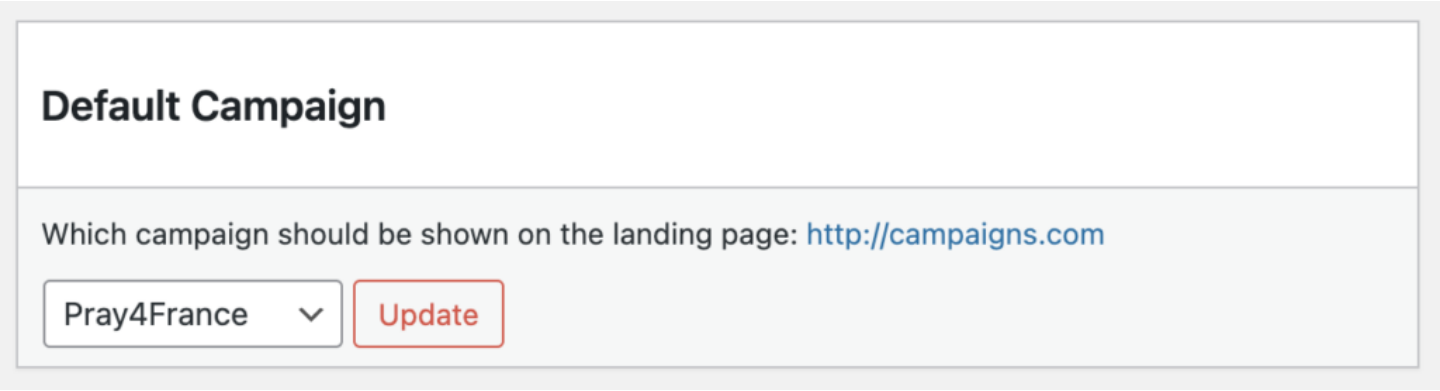

Each campaign gets its own url. But you can also choose to have a campaign show when going to your main url.

You might want to change the default campaign after creating a a new campaign.

You can set the option to "none" to set up a custom porch or to show Disciple.Tool's default login page.

Prayer.Tools Participation

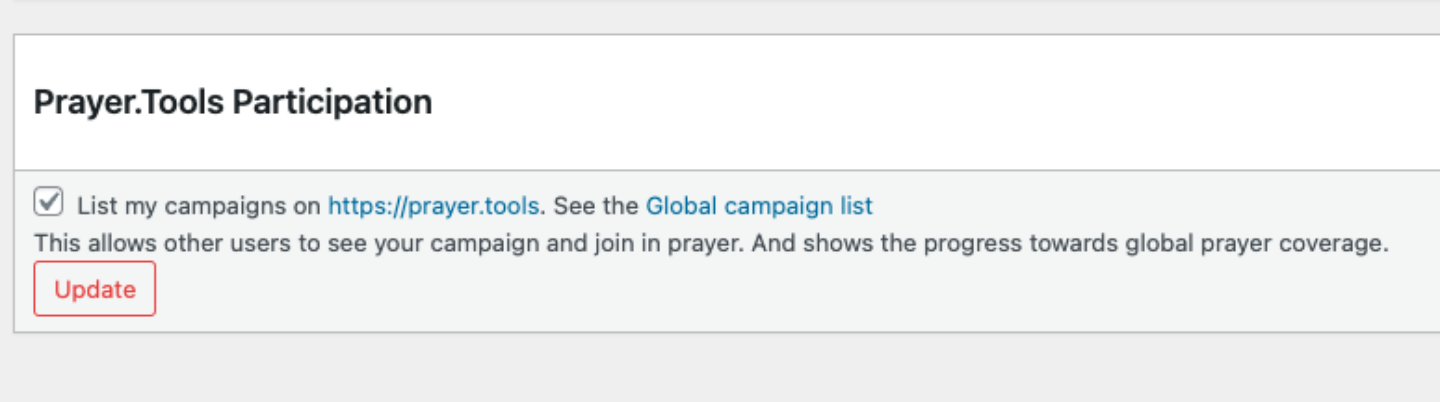

Prayer is better together. We love celebrating and praying with you. If you don't want your campaign listing on Prayer.Tools, then you can uncheck this box.

Create a New Campaign

To create your first campaign or add another one to the 50 you are already running, head over to the "Create a New Campaign" tab.

Fill out the fields and hit "Create Campaign" and you are off and running. Have questions? Check out the forum.

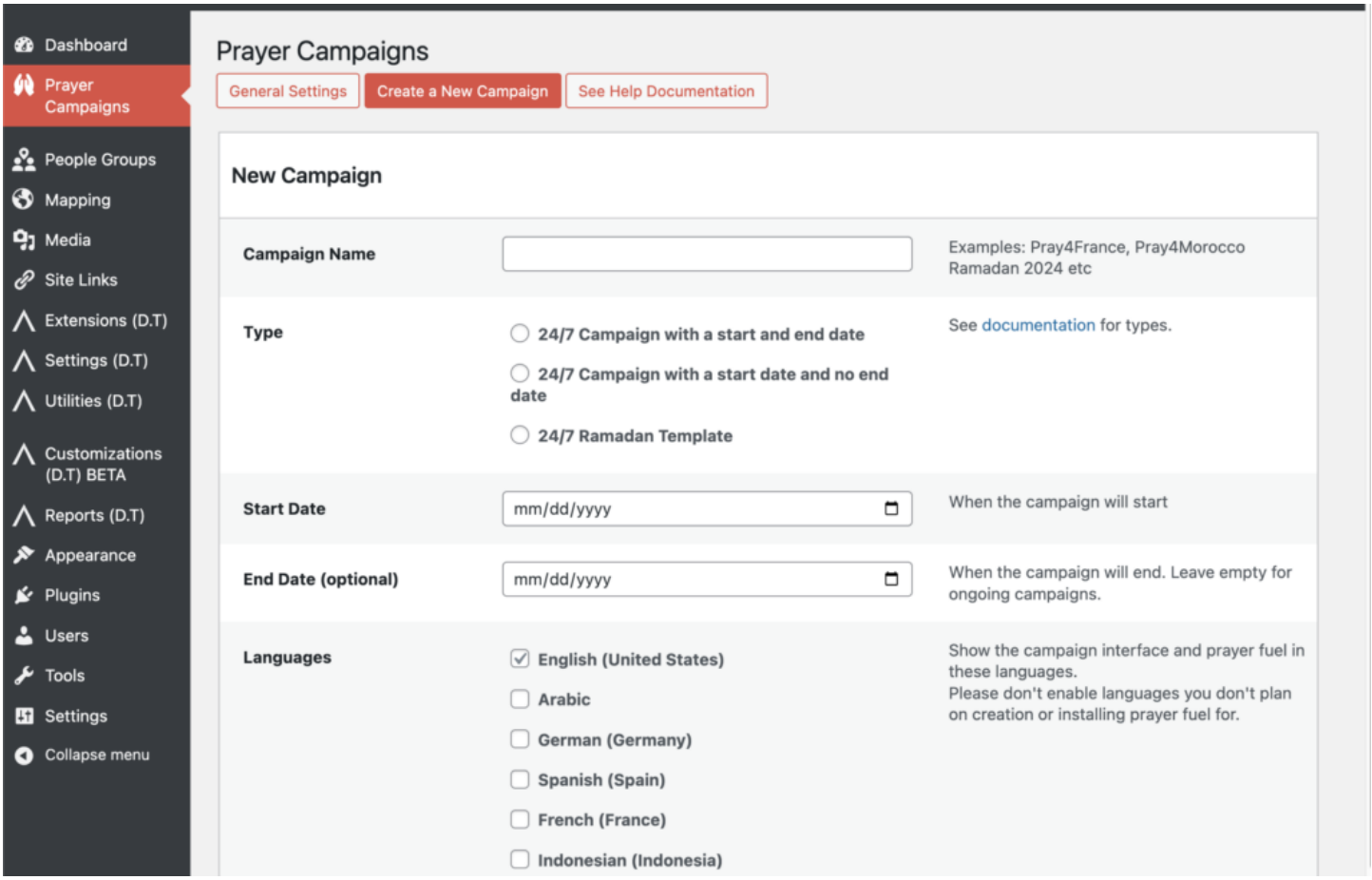
Dashboard
Prayer Campaigns
People Groups
Mapping
Media
Site Links
Extensions (D.T)
Settings (D.T)
Utilities (D.T)
Customizations (D.T) BETA
Reports (D.T)
Appearance
Plugins
Users
Tools
Settings
Collapse menu
Prayer Campaigns
General Settings
Create a New Campaign
See Help Documentation
New Campaign
Campaign Name
Examples: Pray4France, Pray4Morocco Ramadan 2024 etc
Type
24/7 Campaign with a start and end date
24/7 Campaign with a start date and no end date
24/7 Ramadan Template
See documentation for types.
Start Date
mm/dd/yyyy
When the campaign will start
End Date (optional)
mm/dd/yyyy
When the campaign will end. Leave empty for ongoing campaigns.
Languages
English (United States)
Arabic
German (Germany)
Spanish (Spain)
French (France)
Indonesian (Indonesia)
Show the campaign interface and prayer fuel in these languages.
Please don't enable languages you don't plan on creation or installing prayer fuel for.